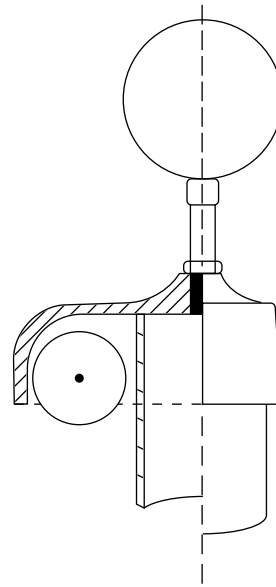
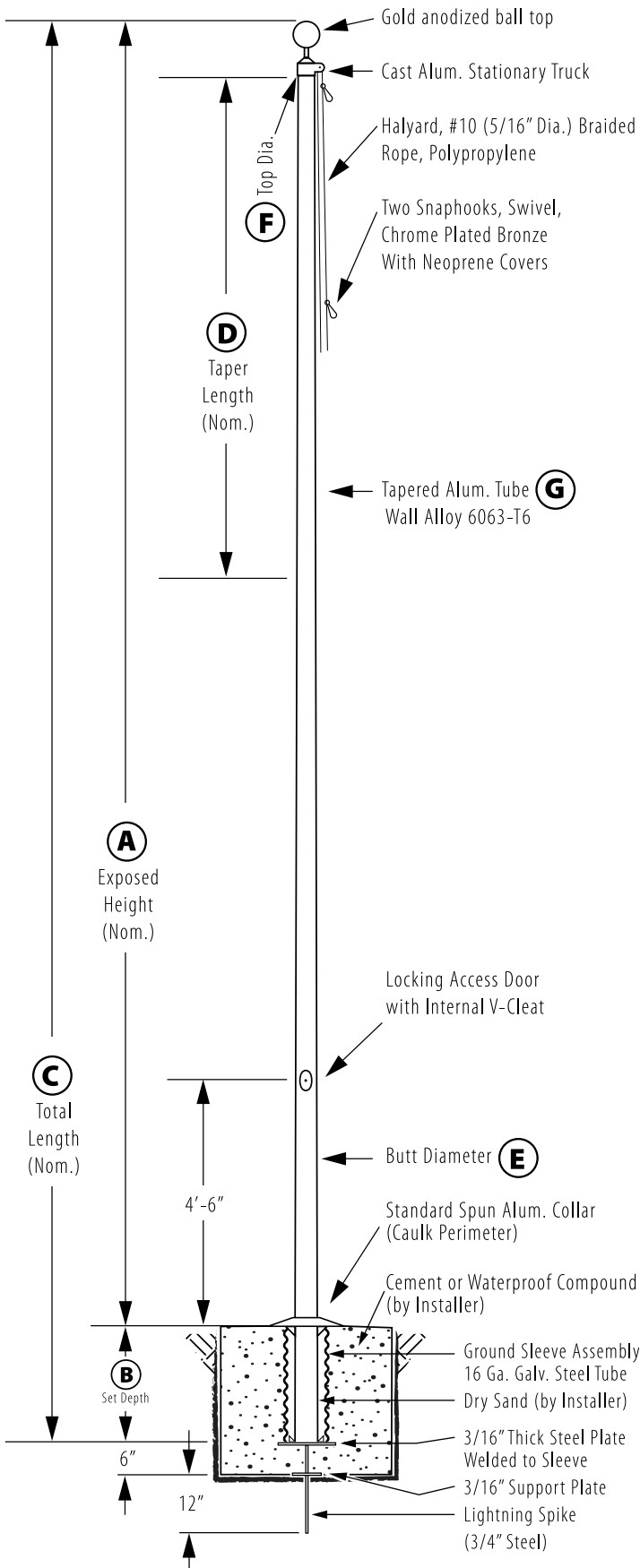
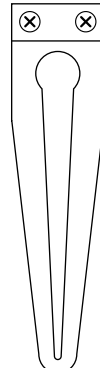


Internal V-Cleat - Ground Set

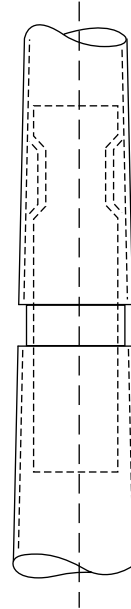
Model # IVC25D61-AD



Stationary Truck Detail
Cast Aluminum Body



V-Cleat



All shafts with overall length of 33' or more are shipped in **two sections**

1-1/2" maximum shop gap allowed for field fitting (ram for tight joint)

Joint occurs on 2 or more piece flagpoles.

Customer Name: _____

Rep Name: _____

Architect Name: _____

Project: _____

Location: _____

PO Number: _____

Quantity: _____

Notes: _____

| | |
|---------------------------|--------------|
| A - Exposed Height | 25 ft. |
| B - Set Depth | 2 ft. 6 in. |
| C - Total Length | 27 ft. 6 in. |
| D - Taper | 13 ft. 9 in. |
| E - Butt Diameter | 6 in. |
| F - Top Diameter | 3 1/2 in. |
| G - Wall Thickness | 0.188 in. |

Finish:
Anodized, Dark Bronze

Piece: 1

Accessories:
Gold anodized ball top, standard collar