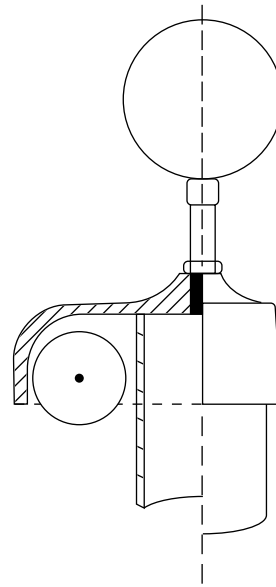
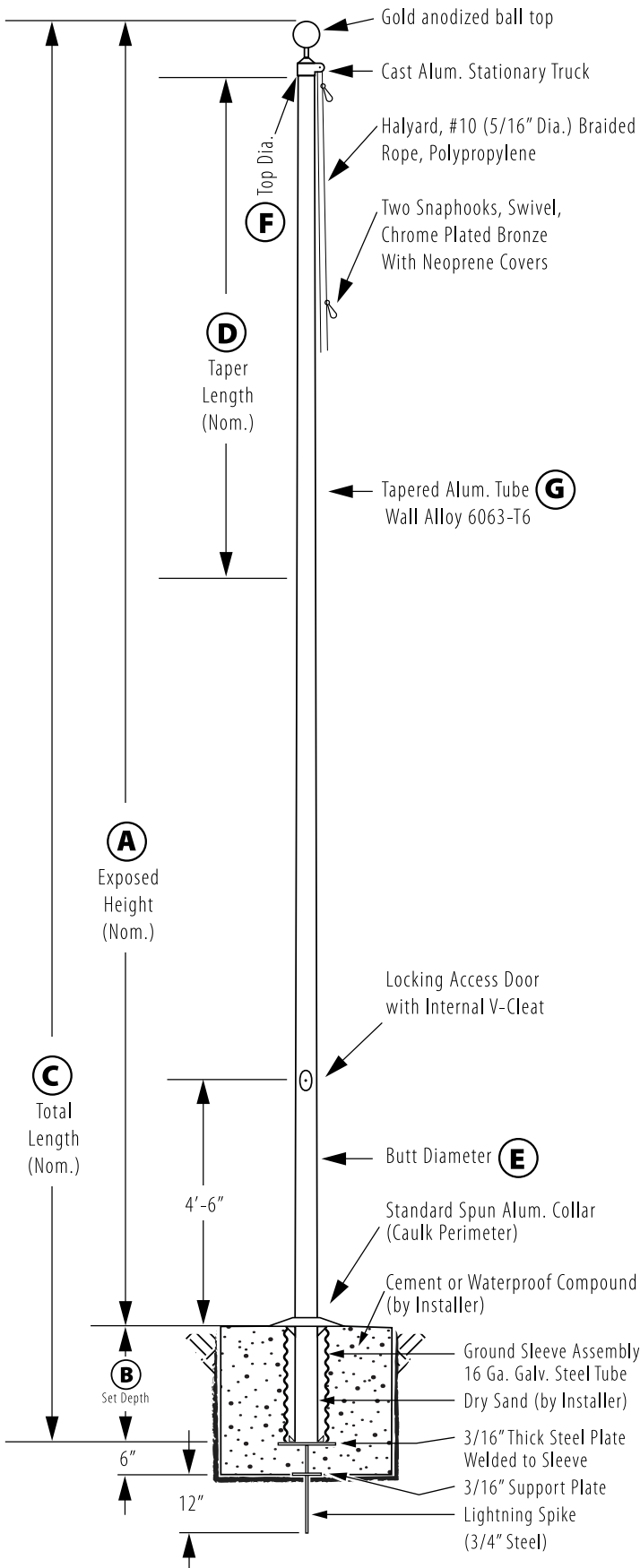
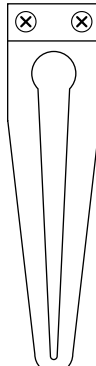


# Internal V-Cleat - Ground Set

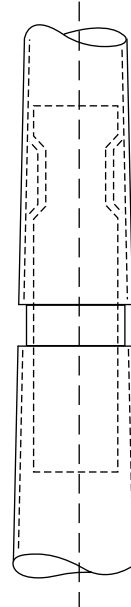
Model # IVC25D61-AC



**Stationary Truck Detail**  
Cast Aluminum Body



**V-Cleat**



All shafts with overall length of 33' or more are shipped in **two sections**

1-1/2" maximum shop gap allowed for field fitting (ram for tight joint)

*Joint occurs on 2 or more piece flagpoles.*

Customer Name:	
Rep Name:	
Architect Name:	
Project:	
Location:	
PO Number:	
Quantity:	
Notes:	
<b>A - Exposed Height</b>	25 ft.
<b>B - Set Depth</b>	2 ft. 6 in.
<b>C - Total Length</b>	27 ft. 6 in.
<b>D - Taper</b>	13 ft. 9 in.
<b>E - Butt Diameter</b>	6 in.
<b>F - Top Diameter</b>	3 1/2 in.
<b>G - Wall Thickness</b>	0.188 in.
<b>Finish:</b> Anodized, Medium Bronze	
<b>Piece: 1</b>	
<b>Accessories:</b> Gold anodized ball top, standard collar	