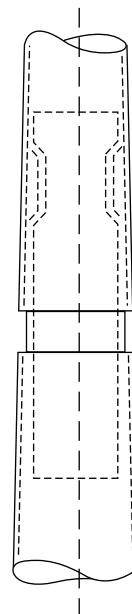
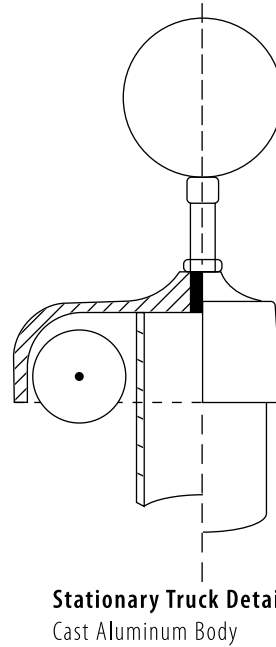
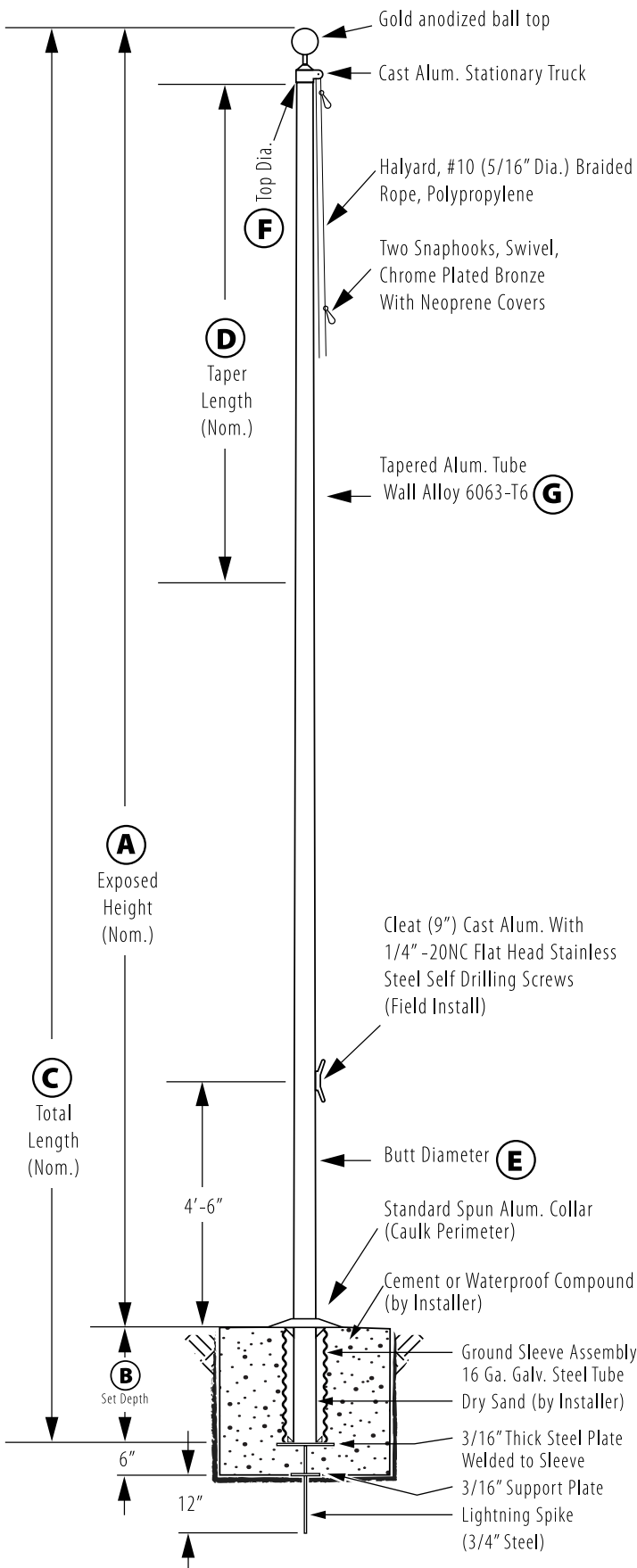


# External Single Stationary - Ground Set

Model # ESS30B42-AD



All shafts with overall length of 33' or more are shipped in **two sections**

1-1/2" maximum shop gap allowed for field fitting (ram for tight joint)

Joint occurs on 2 or more piece flagpoles.

Customer Name:

Rep Name:

Architect Name:

Project:

Location:

PO Number:

Quantity:

Notes:

<b>A - Exposed Height</b>	30 ft.
<b>B - Set Depth</b>	3 ft.
<b>C - Total Length</b>	33 ft.
<b>D - Taper</b>	11 ft.
<b>E - Butt Diameter</b>	4 in.
<b>F - Top Diameter</b>	3 in.
<b>G - Wall Thickness</b>	0.125 in.

**Finish:**  
Anodized, Dark Bronze

**Piece:** 2

**Accessories:**  
Gold anodized ball top, standard collar