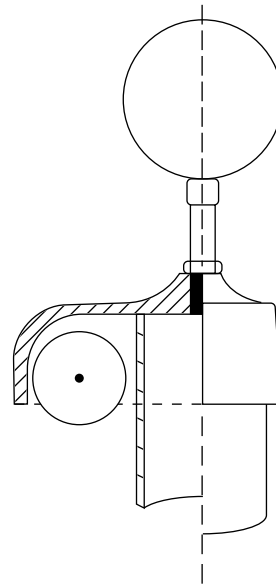
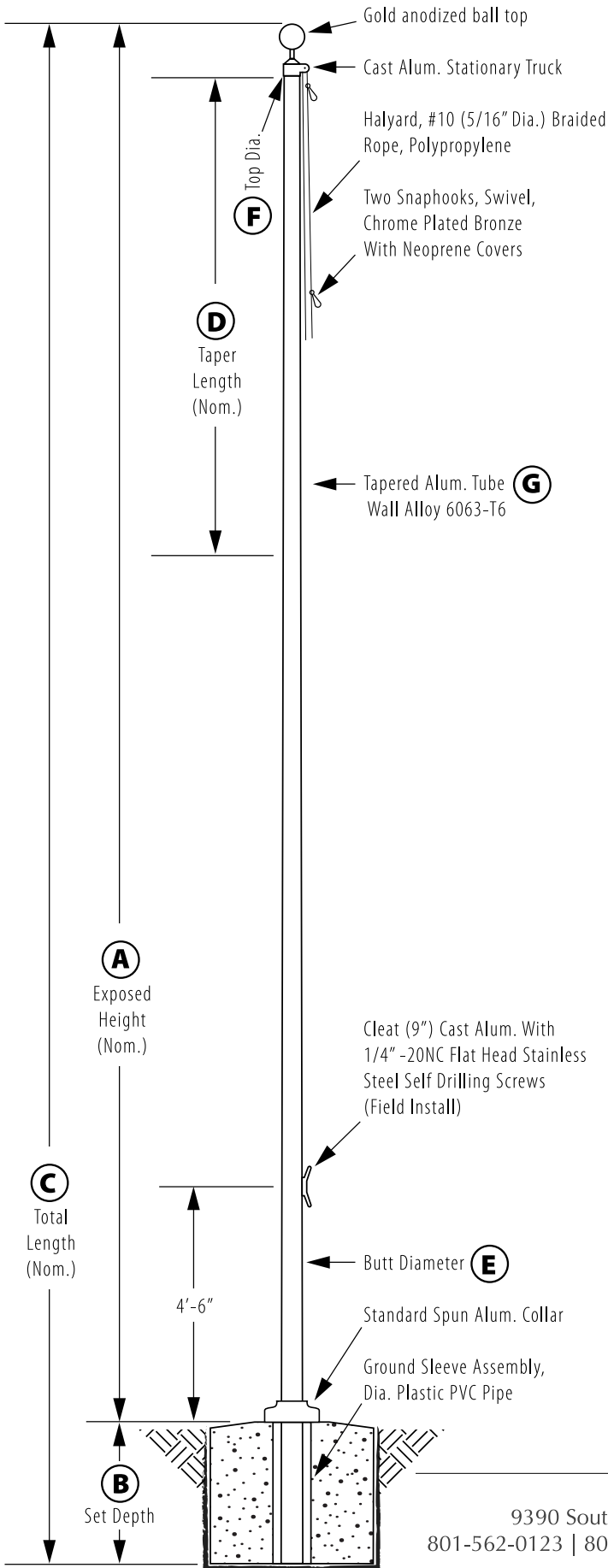
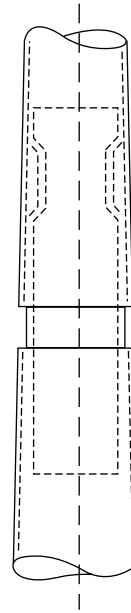


External Single Stationary - Ground Set

Model # ESS25B41-02



Stationary Truck Detail
Cast Aluminum Body



All shafts with overall length of 33' or more are shipped in **two sections**

1-1/2" maximum shop gap allowed for field fitting (ram for tight joint)

Joint occurs on 2 or more piece flagpoles.

Customer Name: _____

Rep Name: _____

Architect Name: _____

Project: _____

Location: _____

PO Number: _____

Quantity: _____

Notes: _____

A - Exposed Height	25 ft.
B - Set Depth	2 ft. 6 in.
C - Total Length	27 ft. 6 in.
D - Taper	11 ft.
E - Butt Diameter	4 in.
F - Top Diameter	3 in.
G - Wall Thickness	0.125 in.

Finish:
Satin Aluminum, 80 Grit

Piece: 1

Accessories:
Gold anodized ball top,
standard collar