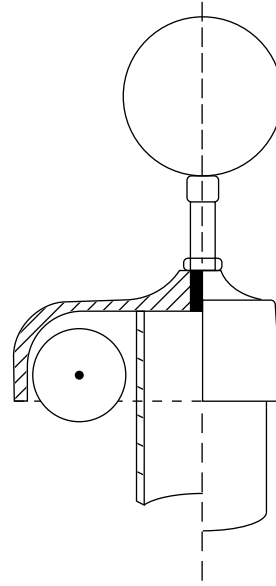
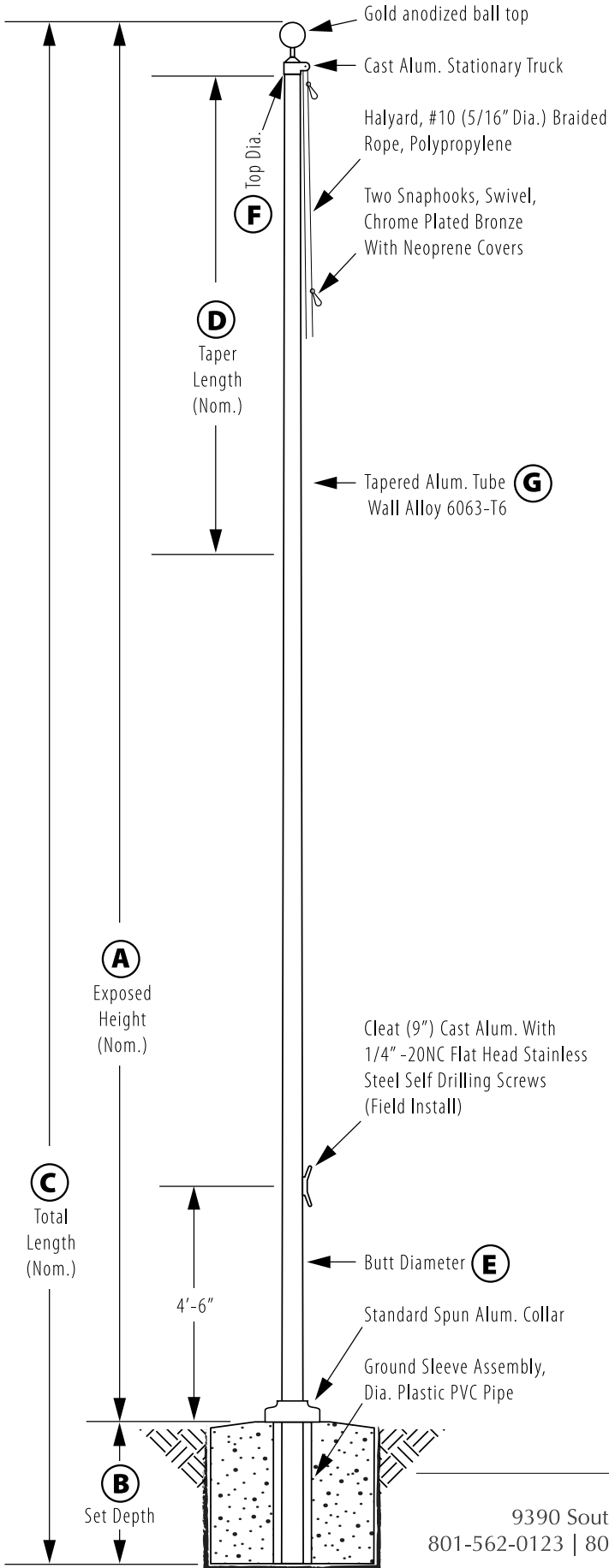
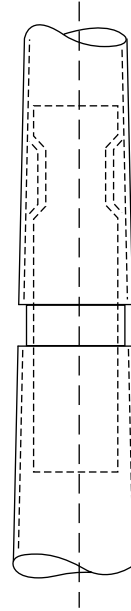


External Single Stationary - Ground Set

Model # ESS20B41-AA



Stationary Truck Detail
Cast Aluminum Body



All shafts with overall length of 33' or more are shipped in **two sections**

1-1/2" maximum shop gap allowed for field fitting (ram for tight joint)

Joint occurs on 2 or more piece flagpoles.

Customer Name:	
Rep Name:	
Architect Name:	
Project:	
Location:	
PO Number:	
Quantity:	
Notes:	
A - Exposed Height	20 ft.
B - Set Depth	2 ft.
C - Total Length	22 ft.
D - Taper	11 ft.
E - Butt Diameter	4 in.
F - Top Diameter	3 in.
G - Wall Thickness	0.125 in.
Finish: Anodized, Clear	
Piece: 1	
Accessories: Gold anodized ball top, standard collar	