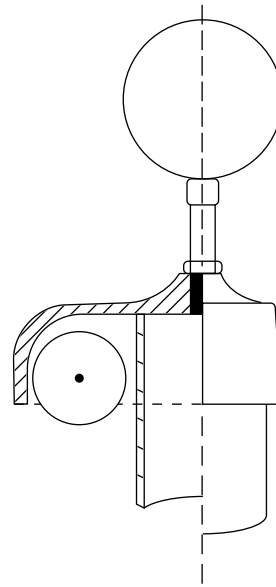
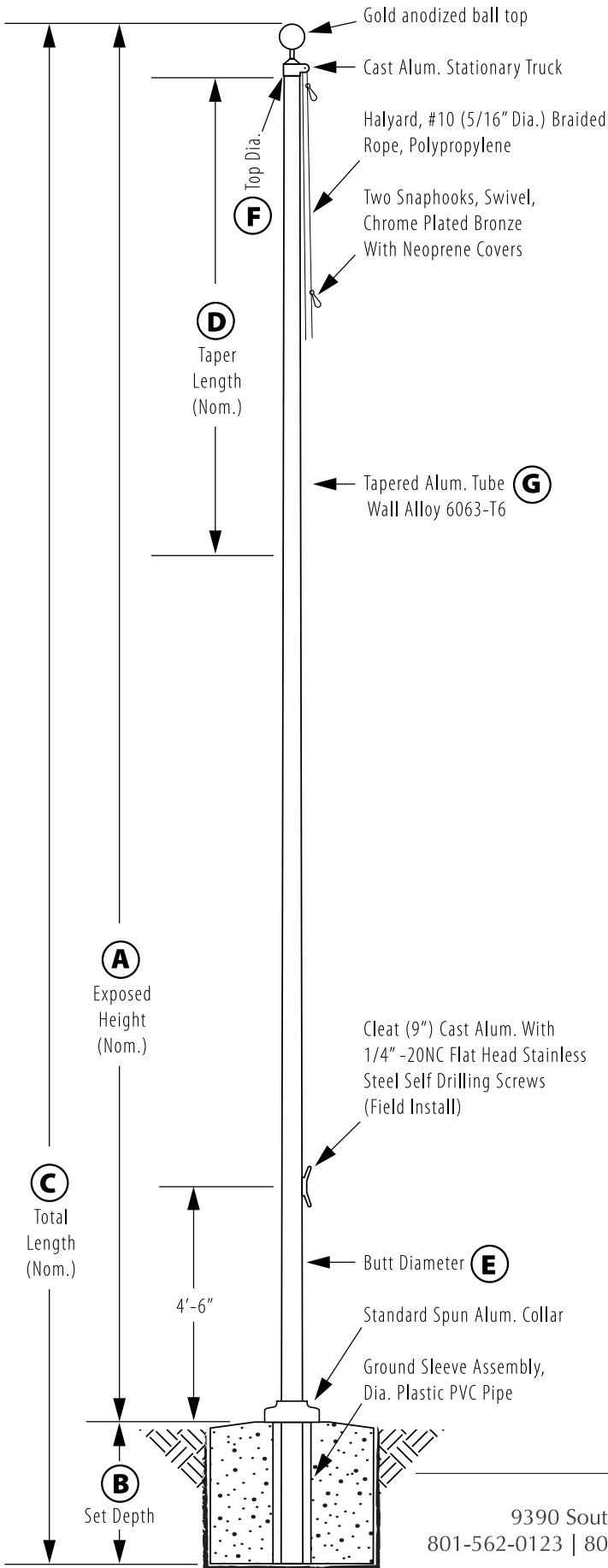
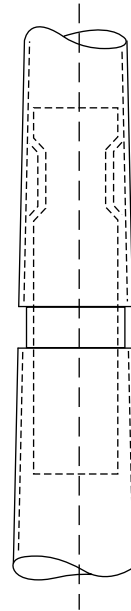


# External Single Stationary - Ground Set

Model # ESS20B41-02



**Stationary Truck Detail**  
Cast Aluminum Body



All shafts with overall length of 33' or more are shipped in **two sections**

1-1/2" maximum shop gap allowed for field fitting (ram for tight joint)

*Joint occurs on 2 or more piece flagpoles.*

Customer Name:

Rep Name:

Architect Name:

Project:

Location:

PO Number:

Quantity:

Notes:

<b>A - Exposed Height</b>	20 ft.
<b>B - Set Depth</b>	2 ft.
<b>C - Total Length</b>	22 ft.
<b>D - Taper</b>	11 ft.
<b>E - Butt Diameter</b>	4 in.
<b>F - Top Diameter</b>	3 in.
<b>G - Wall Thickness</b>	0.125 in.

**Finish:**  
Satin Aluminum, 80 Grit

**Piece: 1**

**Accessories:**  
Gold anodized ball top,  
standard collar