

External Revolving - Ground Set

Model # ESR60F23-AD

Customer Name: _____

Rep Name: _____

Architect Name: _____

Project: _____

Location: _____

PO Number: _____

Quantity: _____

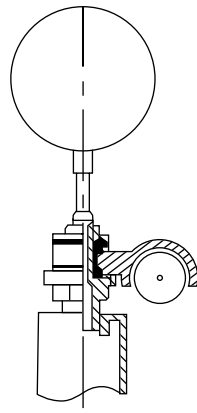
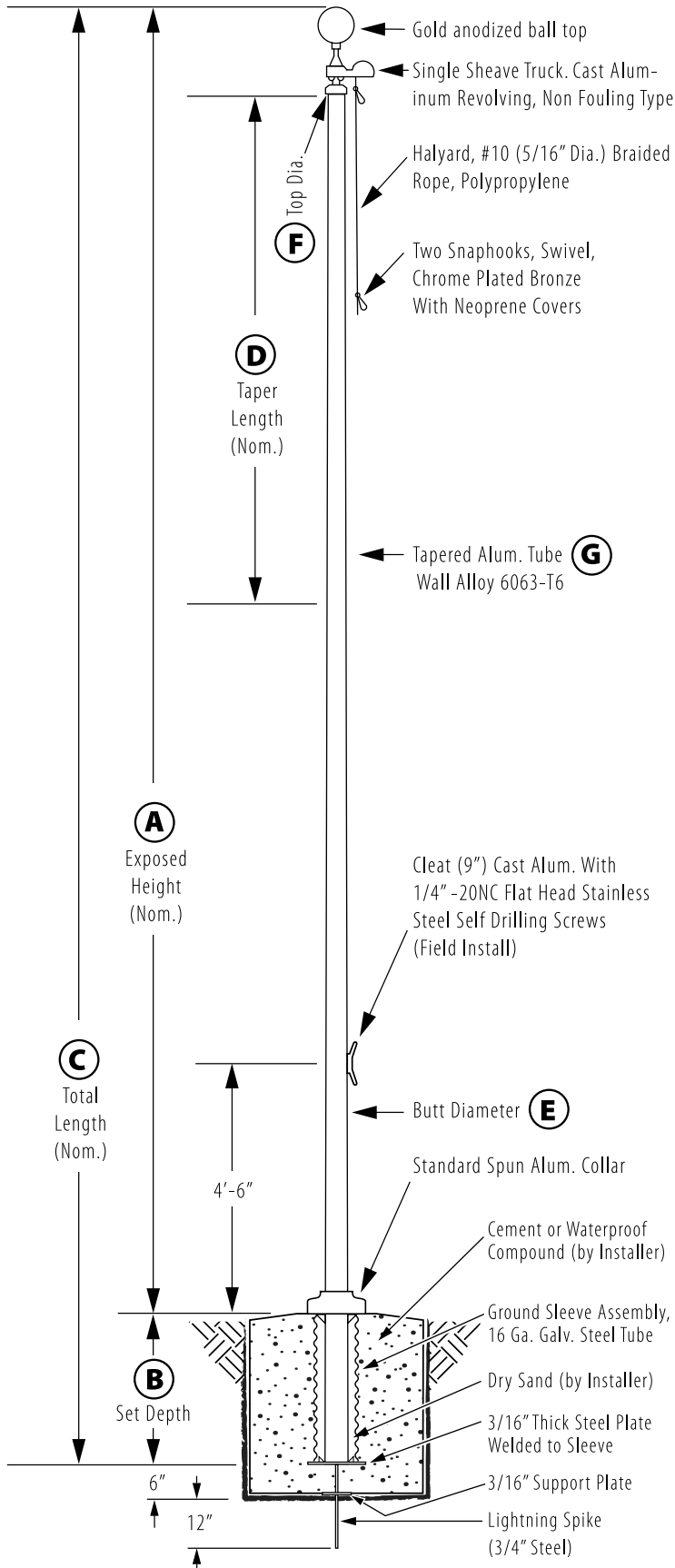
Notes: _____

A - Exposed Height	60 ft.
B - Set Depth	6 ft.
C - Total Length	66 ft.
D - Taper	52 ft. 4 in.
E - Butt Diameter	12 in.
F - Top Diameter	4 in.
G - Wall Thickness	0.250 in.

Finish:
Anodized, Dark Bronze

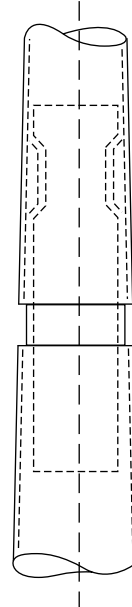
Piece: 3

Accessories:
Gold anodized ball top, standard collar



Truck Detail

Aluminum body, Stainless Steel Ball Bearings, Aluminum Sheave, Cast Aluminum Spindle



All shafts with overall length of 33' or more are shipped in **two sections**

1-1/2" maximum shop gap allowed for field fitting (ram for tight joint)

Joint occurs on 2 or more piece flagpoles.