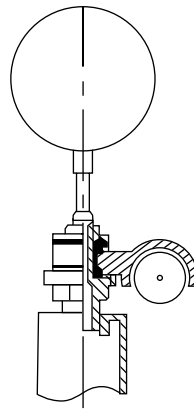
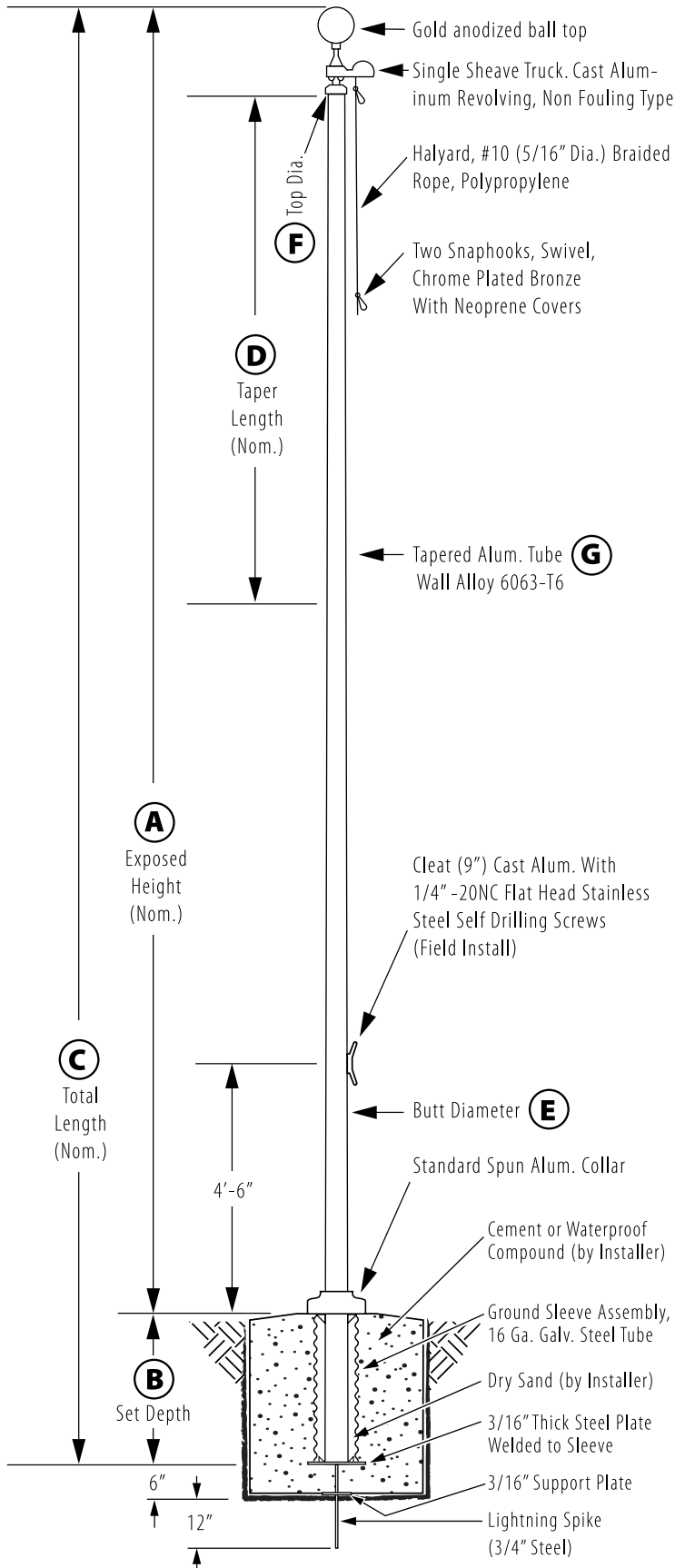


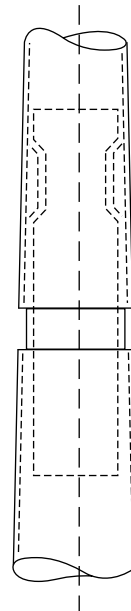
# External Revolving - Ground Set

Model # ESR40C72-AC



### Truck Detail

Aluminum body, Stainless Steel Ball Bearings, Aluminum Sheave, Cast Aluminum Spindle



All shafts with overall length of 33' or more are shipped in **two sections**

1-1/2" maximum shop gap allowed for field fitting (ram for tight joint)

*Joint occurs on 2 or more piece flagpoles.*

Customer Name: \_\_\_\_\_

Rep Name: \_\_\_\_\_

Architect Name: \_\_\_\_\_

Project: \_\_\_\_\_

Location: \_\_\_\_\_

PO Number: \_\_\_\_\_

Quantity: \_\_\_\_\_

Notes: \_\_\_\_\_

<b>A - Exposed Height</b>	40 ft.
<b>B - Set Depth</b>	4 ft.
<b>C - Total Length</b>	44 ft.
<b>D - Taper</b>	19 ft. 3 in.
<b>E - Butt Diameter</b>	7 in.
<b>F - Top Diameter</b>	3 1/2 in.
<b>G - Wall Thickness</b>	0.156 in.

**Finish:**  
Anodized, Medium Bronze

**Piece:** 2

**Accessories:**  
Gold anodized ball top, standard collar