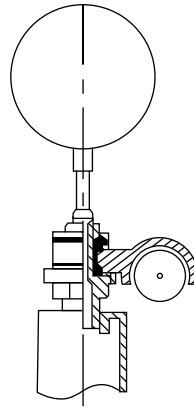
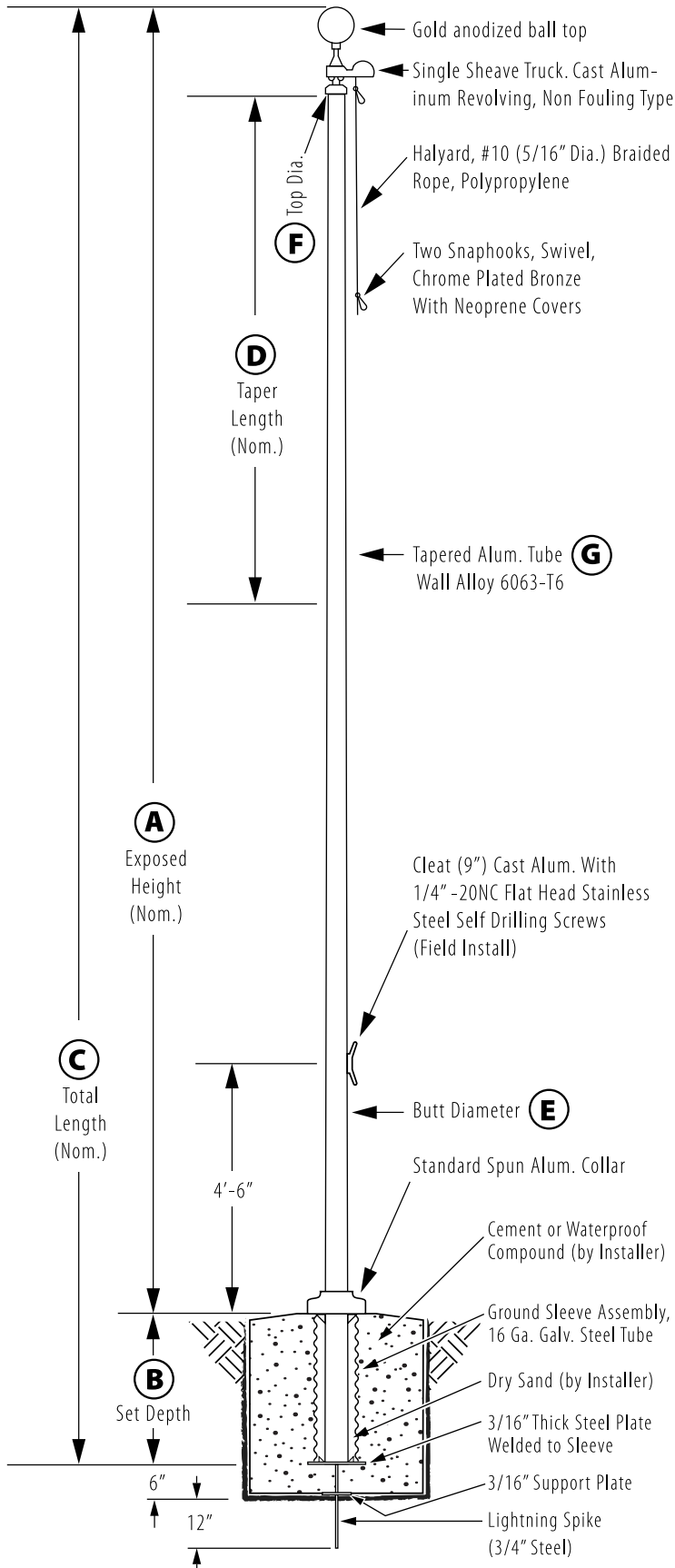


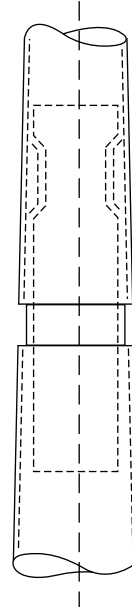
External Revolving - Ground Set

Model # ESR25D51-AC



Truck Detail

Aluminum body, Stainless Steel Ball Bearings, Aluminum Sheave, Cast Aluminum Spindle



All shafts with overall length of 33' or more are shipped in **two sections**

1-1/2" maximum shop gap allowed for field fitting (ram for tight joint)

Joint occurs on 2 or more piece flagpoles.

Customer Name: _____

Rep Name: _____

Architect Name: _____

Project: _____

Location: _____

PO Number: _____

Quantity: _____

Notes: _____

A - Exposed Height	25 ft.
B - Set Depth	2.5 ft.
C - Total Length	27.5 ft.
D - Taper	11 ft. 0 in.
E - Butt Diameter	5 in.
F - Top Diameter	3 in.
G - Wall Thickness	0.188 in.

Finish:
Anodized, Medium Bronze

Piece: 1

Accessories:
Gold anodized ball top, standard collar