

# External Revolving - Ground Set

Model # ESR25B41-AD

Customer Name:

Rep Name:

Architect Name:

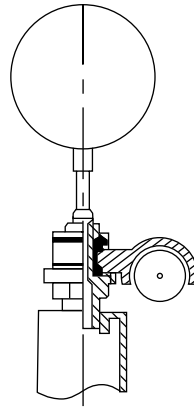
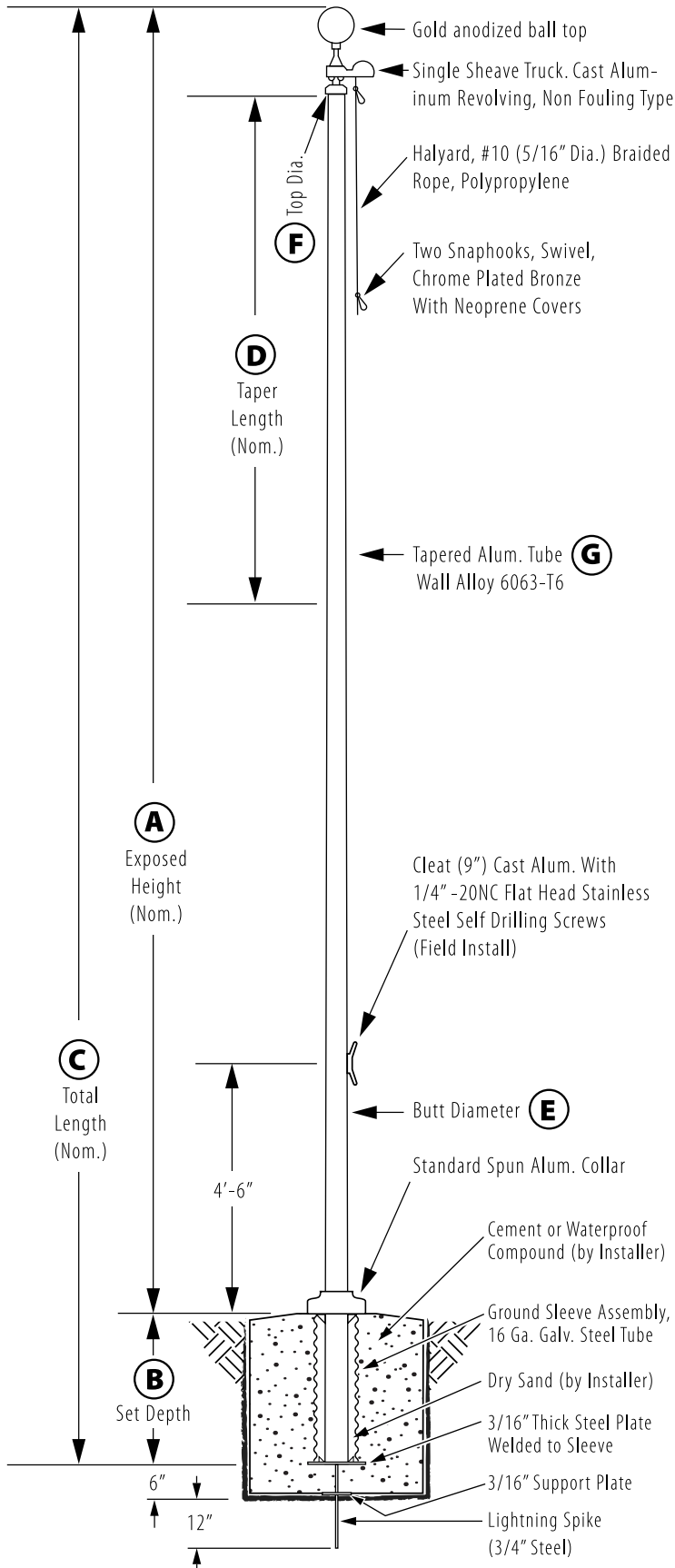
Project:

Location:

PO Number:

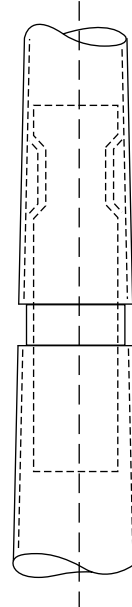
Quantity:

Notes:



### Truck Detail

Aluminum body, Stainless Steel Ball Bearings, Aluminum Sheave, Cast Aluminum Spindle



All shafts with overall length of 33' or more are shipped in **two sections**

1-1/2" maximum shop gap allowed for field fitting (ram for tight joint)

*Joint occurs on 2 or more piece flagpoles.*

<b>A - Exposed Height</b>	25 ft.
<b>B - Set Depth</b>	2.5 ft.
<b>C - Total Length</b>	27.5 ft.
<b>D - Taper</b>	9 ft. 0 in.
<b>E - Butt Diameter</b>	4 in.
<b>F - Top Diameter</b>	3 in.
<b>G - Wall Thickness</b>	0.125 in.

**Finish:**  
Anodized, Dark Bronze

**Piece: 1**

**Accessories:**  
Gold anodized ball top,  
standard collar