

External Revolving - Ground Set

Model # ESR20D51-02

Customer Name:

Rep Name:

Architect Name:

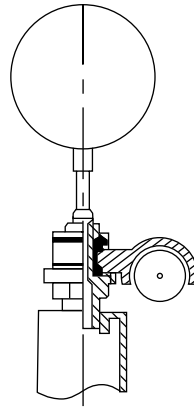
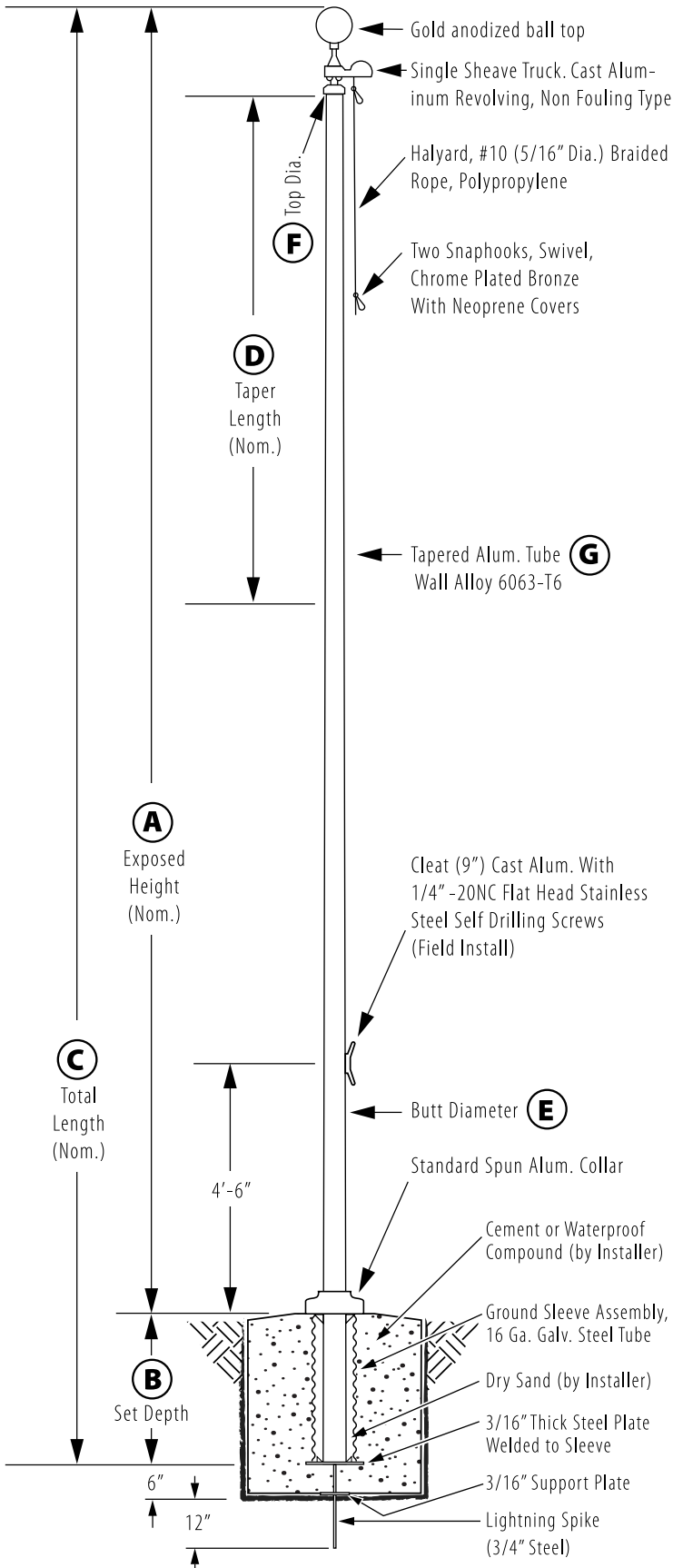
Project:

Location:

PO Number:

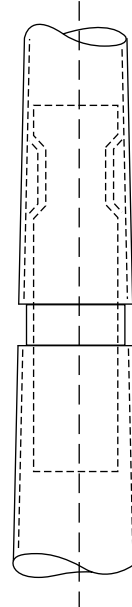
Quantity:

Notes:



Truck Detail

Aluminum body, Stainless Steel Ball Bearings, Aluminum Sheave, Cast Aluminum Spindle



All shafts with overall length of 33' or more are shipped in **two sections**

1-1/2" maximum shop gap allowed for field fitting (ram for tight joint)

Joint occurs on 2 or more piece flagpoles.

| | |
|---------------------------|--------------|
| A - Exposed Height | 20 ft. |
| B - Set Depth | 2 ft. |
| C - Total Length | 22 ft. |
| D - Taper | 11 ft. 0 in. |
| E - Butt Diameter | 5 in. |
| F - Top Diameter | 3 in. |
| G - Wall Thickness | 0.188 in. |

Finish:
Satin Aluminum, 80 Grit

Piece: 1

Accessories:
Gold anodized ball top, standard collar